

VIKRAMA SIMHAPURI UNIVERSITY

Nellore- 524 324

Andhra Pradesh, India



ANNUAL REPORT

2021-2022

Website::<http://www.vsu.ac.in>

mail.id: coe@vsu.ac.in

Vikrama Simhapuri University:: Nellore

Annual Report – Examination Section for the Year 2021-2022

The university has conducted four semester examinations in the year 2021-2022. The careful conduct of examination and evaluation of answer scripts are made and the results are announced. Later the students are provided with short marks memos and provisional certificates for eligible candidates. The results summary of the four semesters and the passed out students for the year 2021-22 is mentioned below.

First Semester Examination

The university has conducted first semester examinations in the month of July 2022 for all the PG and Professional Courses. Summary of the results is given in the following table. The students of various PG and Professional Courses programmes such as Economics, English, MBA(TM), M.Com (Banking and Finance), Biotechnology, Botany, Integrated Biotechnology, Statistics, and Social Work have acquired 100% results. Further the remaining students of other programmes have acquired an average of 80% pass percentage.

First Semester - Summary of results for the academic year 2021-2022

Programme	Appeared	Passed	Percentage
English	7	7	100.00
Political Science & Public Administration	18	17	94.44
Telugu	7	6	85.71
MBA	58	56	96.55
MBA(TM)	9	9	100.00
MCA	88	80	90.91
M.Com(Banking Finance)	16	16	100.00
Analytical Chemistry	34	33	97.06
Biotechnology	40	40	100.00
Food Technology	43	41	95.35
Integrated Biotechnology	5	5	100.00
Marine Biology	41	39	95.12
Microbiology	41	39	95.12
Organic Chemistry	39	37	94.87
Statistics	14	14	100.00
Social Work	3	3	100.00
Economics	5	5	100.00
MCOM	12	11	91.67
Botany	8	8	100.00
Computer Science	33	32	96.97
Mathematics	16	15	93.75

Physics	23	22	95.65
Zoology	25	24	96.00
Total	585	559	95.56

Second Semester Examination

The university has conducted second semester examinations in the month of November 2022 for all the PG and Professional Courses. Summary of the results is given in the following table. The students of various PG and Professional Courses programmes such as Economics, English, Telugu, MBA(TM), M.Com. M.Com (Banking and Finance), Botany, Integrated Biotechnology and Social Work have acquired 100% results. Further the remaining students of other programmes have acquired an average of 80% pass percentage.

Second Semester - Summary of results for the academic year 2021-2022

Programme	Appeared	Passed	Percentage
English	7	7	100.00
Political Science & Public Administration	18	17	94.44
Telugu	7	7	100.00
MBA	58	56	96.55
MBA(TM)	9	9	100.00
MCA	88	87	98.86
M.Com(Banking Finance)	16	16	100.00
Analytical Chemistry	34	33	97.06
Biotechnology	40	39	97.50
Food Technology	43	40	93.02
Integrated Biotechnology	5	5	100.00
Marine Biology	41	40	97.56
Microbiology	41	39	95.12
Organic Chemistry	39	38	97.44
Statistics	14	13	92.86
Social Work	3	3	100.00
Zoology	25	23	92.00
Economics	5	5	100.00
M.Com.	12	12	100.00
Botany	8	8	100.00
Computer Science	33	31	93.94
Mathematics	16	15	93.75
Physics	23	22	95.65
Total	585	565	96.58

Third Semester Examination

The university has conducted third semester examinations in the month of March 2022 for all the PG and Professional Courses. Summary of the results is given in the following table. The students of various PG and Professional Courses programmes such as Economics, English, Telugu, MBA(TM), Biotechnology, Botany, Mathematics, and Zoology have acquired 100% results. Further the remaining students of other programmes have acquired an average of 80% pass percentage.

Third Semester - Summary of results for the academic year 2021-2022

Programme	Appeared	Passed	Percentage
English	11	11	100.00
Political Science & Public Administration	26	25	96.15
Telugu	15	15	100.00
MBA	32	31	96.88
MBA(TM)	14	14	100.00
MCA	30	29	96.67
M.Com(Banking Finance)	49	47	95.92
Master of Education	16	15	93.75
Analytical Chemistry	32	31	96.88
Biotechnology	25	25	100.00
Food Technology	32	31	96.88
Marine Biology	33	32	96.97
Microbiology	28	27	96.43
Organic Chemistry	34	32	94.12
Statistics	16	15	93.75
Social Work	21	20	95.24
Economics	13	13	100.00
Master of Commerce	24	23	95.83
Botany	4	4	100.00
Computer Science	28	27	96.43
Mathematics	9	9	100.00
Physics	39	37	94.87
Zoology	12	12	100.00
Total	544	517	95.04

Fourth Semester Examination

The university has conducted fourth semester examinations in the month of August 2022 for all the PG and Professional Courses. Summary of the results is given in the following table. The students of various PG and Professional Courses programmes such as Economics, Political Science and Public Administration, MBA(TM), M.Com (Banking and Finance), Biotechnology, Microbiology, Statistics, Botany, Physics have acquired 100% results. Further the remaining students of other programmes have acquired an average of 80% pass percentage.

Fourth Semester - Summary of results for the academic year 2021-2022

Programme	Appeared	Passed	Percentage
English	11	10	90.91
Political Science & Public Administration	26	26	100.00
Telugu	15	14	93.33
MBA	32	26	81.25
MBA(TM)	14	14	100.00
MCA	34	30	88.24
M.Com(Banking Finance)	49	49	100.00
Master of Education	16	15	93.75
Analytical Chemistry	32	31	96.88
Biotechnology	25	25	100.00
Computer Science	28	26	92.86
Food Technology	32	30	93.75
Marine Biology	33	28	84.85
Microbiology	28	28	100.00
Organic Chemistry	34	28	82.35
Statistics	16	16	100.00
Social Work	21	20	95.24
Economics	13	13	100.00
Master of Commerce	23	19	82.61
Botany	4	4	100.00
Mathematics	36	30	83.33
Physics	39	39	100.00
Zoology	12	8	66.67
Total	573	529	92.32

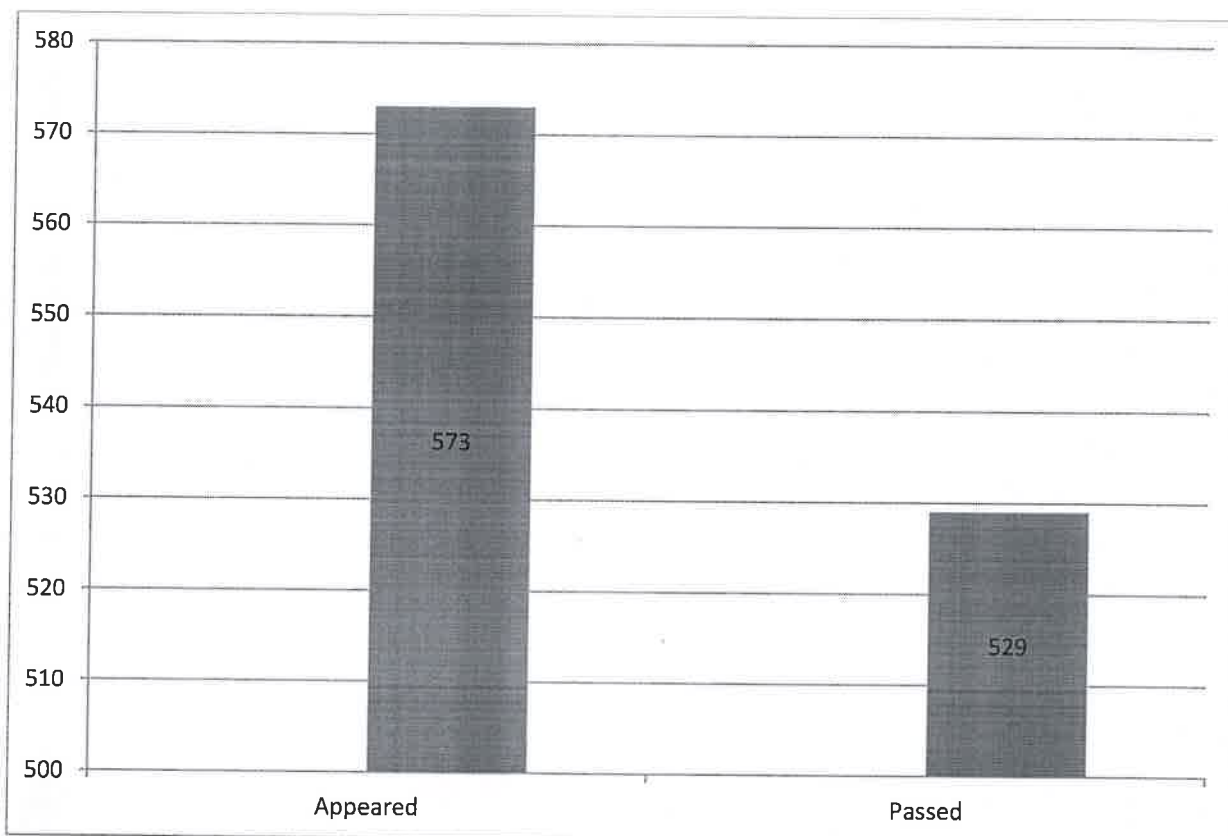
Annual Report of the University Examinations Section– 2021-2022

Students has passed out from Vikrama Simhapuri University are summarized in the following table. Out of 573 students appeared for PG and Professional courses for the examination. Further, a total of 529 students have passed out in the year 2021. The overall pass percentage achieved is 92.32% for the year of 2021.

Table 1: Passed out students for the year 2021-2022

Year	Appeared	Passed	Percentage
2020	573	529	92.32

Chart: Passed out students for the year 2021-2022



The following table summarizes the department wise passed out students and pass percentage

S.No	Year	Programme	Appeared	Passed	Percentage
1	2020	English	11	10	90.91
2	2020	Political Science & Public Administration	26	26	100.00
3	2020	Telugu	15	14	93.33
4	2020	MBA	32	26	81.25
5	2020	MBA(TM)	14	14	100.00
6	2020	MCA	34	30	88.24
7	2020	M.Com(Banking Finance)	49	49	100.00
8	2020	Master of Education	16	15	93.75
9	2020	Analytical Chemistry	32	31	96.88
10	2020	Biotechnology	25	25	100.00
11	2020	Computer Science	28	26	92.86
12	2020	Food Technology	32	30	93.75
13	2020	Marine Biology	33	28	84.85
14	2020	Microbiology	28	28	100.00
15	2020	Organic Chemistry	34	28	82.35
16	2020	Statistics	16	16	100.00
17	2020	Social Work	21	20	95.24
18	2020	Economics	13	13	100.00
19	2020	Master of Commerce	23	19	82.61
20	2020	Botany	4	4	100.00
21	2020	Mathematics	36	30	83.33
22	2020	Physics	39	39	100.00
23	2020	Zoology	12	8	66.67
Total			573	529	92.32

R. Peethavan
Controller of Examinations

Controller of Examinations
VIKRAMA SIMHAPURI UNIVERSITY

VIKRAMA SIMHAPURI UNIVERSITY

Nellore- 524 324

Andhra Pradesh, India



ANNUAL REPORT

2020 - 2021

Website: <http://www.vsu.ac.in>

mail.id: coe@vsu.ac.in

Vikrama Simhapuri University:: Nellore

Annual Report – Examination Section for the Year 2020-2021

The university has conducted four semester examinations in the year 2020-2021. The careful conduct of examination and evaluation of answer scripts are made and the results are announced. Later the students are provided with short marks memos and provisional certificates for eligible candidates. The results summary of the four semesters and the passed out students for the year 2020-21 is mentioned below.

First Semester Examination

The university has conducted first semester examinations in the month of August 2021 for all the PG and Professional Courses. Summary of the results is given in the following table. The students of various PG and Professional Courses programmes such as English, MBA(TM), Statistics, M.Ed., Economics, Botany, Mathematics, and Zoology have acquired 100% results. Further the remaining students of other programmes have acquired an average of 80% pass percentage.

First Semester - Summary of results for the academic year 2020-2021

Programme	Appeared	Passed	Percentage
English	11	11	100.00
Political Science & Public Administration	26	25	96.15
Telugu	15	14	93.33
M.B.A. (Tourism Management)	14	14	100.00
M.Com. (Banking & Finance)	49	47	95.92
Analytical Chemistry	32	30	93.75
Biotechnology	25	24	96.00
Food Technology	32	30	93.75
Marine Biology	33	31	93.94
Microbiology	28	26	92.86
Organic Chemistry	34	32	94.12
Statistics	16	16	100.00
MBA	32	30	93.75
MCA	30	29	96.67
Social Work	22	21	95.45
Master of Education	16	16	100.00
Economics	12	12	100.00
Botany	4	4	100.00
Computer Science	28	26	92.86
Mathematics	9	9	100.00
Physics	39	37	94.87
Zoology	12	12	100.00
Master of Commerce	24	22	91.67
Total	570	518	90.88

Second Semester Examination

The university has conducted second semester examinations in the month of December 2021 for all the PG and Professional Courses. Summary of the results is given in the following table. The students of various PG and Professional Courses programmes such as Economics, Telugu, MBA(TM), Microbiology, Organic Chemistry, Statistics, MBA, MCA, Social Work, Economics, Botany, and Mathematics have acquired 100% results. Further the remaining students of other programmes have acquired an average of 80% pass percentage.

Second Semester - Summary of results for the academic year 2020-2021

Programme	Appeared	Passed	Percentage
English	11	10	90.91
Political Science & Public Administration	26	24	92.31
Telugu	15	15	100.00
M.B.A. (Tourism Management)	14	14	100.00
M.Com. (Banking & Finance)	49	48	97.96
Analytical Chemistry	32	31	96.88
Biotechnology	25	25	100.00
Food Technology	32	31	96.88
Marine Biology	33	32	96.97
Microbiology	28	28	100.00
Organic Chemistry	34	34	100.00
Statistics	16	16	100.00
MBA	32	32	100.00
MCA	30	30	100.00
Social Work	22	22	100.00
Master of Education	16	15	93.75
Economics	12	12	100.00
Botany	4	4	100.00
Computer Science	28	27	96.43
Mathematics	9	9	100.00
Physics	39	38	97.44
Zoology	12	12	100.00
Master of Commerce	24	23	95.83
Total	570	532	93.33

Third Semester Examination

The university has conducted third semester examinations in the month of April 2021 for all the PG and Professional Courses. Summary of the results is given in the following table. The students of various PG and Professional Courses programmes such as MBA(TM), Analytical Chemistry, Statistics, MCA, Social Work, Mathematics, and M.Com have acquired 100% results. Further the remaining students of other programmes have acquired an average of 80% pass percentage.

Third Semester - Summary of results for the academic year 2020-2021

Programme	Appeared	Passed	Percentage
English	15	14	93.33
Political Science & Public Administration	17	16	94.12
Telugu	24	23	95.83
M.B.A. (Tourism Management)	4	4	100.00
M.Com. (Banking & Finance)	25	24	96.00
Analytical Chemistry	10	10	100.00
Biotechnology	25	24	96.00
Food Technology	32	31	96.88
Marine Biology	29	28	96.55
Microbiology	15	14	93.33
Organic Chemistry	28	27	96.43
Statistics	15	15	100.00
Master of Business Administration	28	27	96.43
Master of Computer Applications	4	4	100.00
Social Work	12	12	100.00
Mater of Education	13	12	92.31
Economics	20	19	95.00
Botany	14	13	92.86
Mathematics	14	14	100.00
Physics	15	14	93.33
Zoology	21	20	95.24
Master of Commerce	20	20	100.00
Total	400	385	96.25

Fourth Semester Examination

The university has conducted fourth semester examinations in the month of September 2021 for all the PG and Professional Courses. Summary of the results is given in the following table. The students of various PG and Professional Courses programmes such as English, MBA(TM),M.Com(BF), Analytical Chemistry, Food Technology, Microbiology, Statistics, MBA, MCA, Social Work, M.Ed, Economics, Botany, Mathematics, Physics and M.Com have acquired 100% results. Further the remaining students of other programmes have acquired an average of 80% pass percentage.

Fourth Semester - Summary of results for the academic year 2020-2021

Programme	Appeared	Passed	Percentage
English	15	15	100.00
Political Science & Public Administration	17	16	94.12
Telugu	24	23	95.83
M.B.A. (Tourism Management)	4	4	100.00
M.Com. (Banking & Finance)	25	25	100.00
Analytical Chemistry	10	10	100.00
Biotechnology	25	24	96.00
Food Technology	32	32	100.00
Marine Biology	29	28	96.55
Microbiology	15	15	100.00
Organic Chemistry	28	27	96.43
Statistics	15	15	100.00
MBA	28	28	100.00
MCA	4	4	100.00
Social Work	12	12	100.00
Master of Education	13	13	100.00
Economics	20	20	100.00
Botany	14	14	100.00
Mathematics	14	14	100.00
Physics	15	15	100.00
Zoology	21	20	95.24
Master of Commerce	20	20	100.00
Total	400	394	98.50

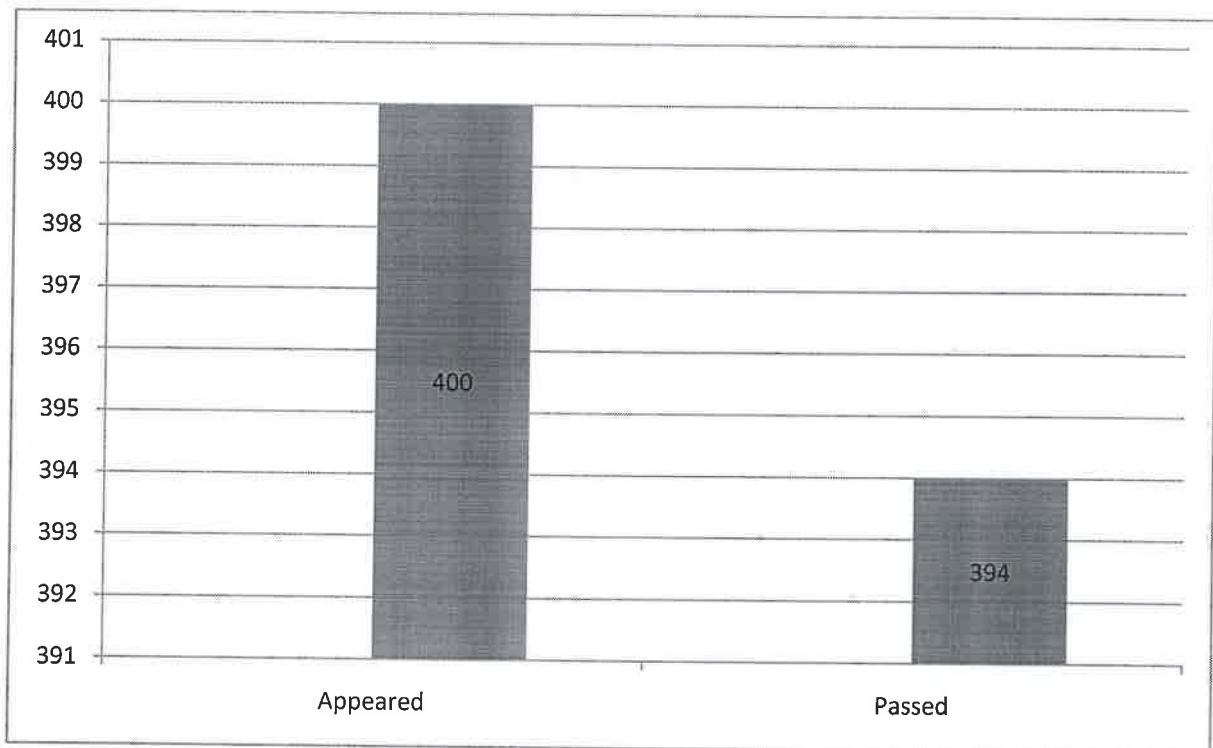
Annual Report of the University Examination Section – 2020-2021

Students passed out from Vikrama Simhapuri University are summarized in the following table. Out of 400 students appeared for PG and Professional courses for the examination. Further, a total of 394 students have passed out in the year 2020. The overall pass percentage achieved is 98.50% for the year of 2020.

Table 1: Passed out students for the year 2020-2021

Year	Appeared	Passed	Percentage
2020	400	394	98.50

Chart: Passed out students for the year 2020-2021



The following table summarizes the department wise passed out students and pass percentage.

S.No	Year	Programme	Appeared	Passed	Percentage
1	2020	English	15	15	100.00
2	2020	Political Science & Public Administration	17	16	94.12
3	2020	Telugu	24	23	95.83
4	2020	M.B.A. (Tourism Management)	4	4	100.00
5	2020	M.Com. (Banking & Finance)	25	25	100.00
6	2020	Analytical Chemistry	10	10	100.00
7	2020	Biotechnology	25	24	96.00
8	2020	Food Technology	32	32	100.00
9	2020	Marine Biology	29	28	96.55
10	2020	Microbiology	15	15	100.00
11	2020	Organic Chemistry	28	27	96.43
12	2020	Statistics	15	15	100.00
13	2020	MBA	28	28	100.00
14	2020	MCA	4	4	100.00
15	2020	Social Work	12	12	100.00
16	2020	Master of Education	13	13	100.00
18	2020	Economics	20	20	100.00
19	2020	Botany	14	14	100.00
20	2020	Mathematics	14	14	100.00
21	2020	Physics	15	15	100.00
22	2020	Zoology	21	20	95.24
23	2020	Master of Commerce	20	20	100.00
Total			400	394	98.50


Controller of Examinations
 Controller of Examinations
VIKRAMA SIMHAPURI UNIVERSITY

VIKRAMA SIMHAPURI UNIVERSITY

Nellore- 524 324

Andhra Pradesh, India



ANNUAL REPORT

2019-2020

Website::<http://www.vsu.ac.in>

mail.id::coe@vsu.ac.in

Vikrama Simhapuri University:: Nellore
Annual Report – Examination Section for the Year 2019-2020

The university has conducted four semester examinations in the year 2019-2020. The careful conduct of examination and evaluation of answer scripts are made and the results are announced. Later the students are provided with short marks memos and provisional certificates for eligible candidates. The results summary of the four semesters and the passed out students for the year 2019-20 is mentioned below.

First Semester Examination

The university has conducted first semester examinations in the month of December 2019 for all the PG and Professional Courses. Summary of the results is given in the following table. The students of various PG and Professional Courses programmes such as English, MBA(TM), Analytical Chemistry, Microbiology, Statistics, MCA, Social Work, M.Ed., Mathematics, Physics, and M.Com have acquired 100% results. Further the remaining students of other programmes have acquired an average of 80% pass percentage.

First Semester - Summary of results for the academic year 2019-2020

Programme	Appeared	Passed	Percentage
English	15	15	100.00
Political Science & Public Administration	17	16	94.12
Telugu	24	23	95.83
M.B.A. (Tourism Management)	4	4	100.00
M.Com. (Banking & Finance)	25	24	96.00
Analytical Chemistry	10	10	100.00
Biotechnology	25	24	96.00
Food Technology	32	31	96.88
Marine Biology	28	27	96.43
Microbiology	17	17	100.00
Organic Chemistry	28	27	96.43
Statistics	15	15	100.00
MBA	29	28	96.55
MCA	4	4	100.00
Social Work	12	12	100.00
Master of Education	13	13	100.00
Economics	20	19	95.00
Botany	14	13	92.86
Mathematics	14	14	100.00
Physics	15	15	100.00
Zoology	21	20	95.24
Master of Commerce	20	20	100.00

Total	402	391	97.26
--------------	------------	------------	--------------

Second Semester Examination

The university has conducted second semester examinations in the month of October 2020 for all the PG and Professional Courses. Summary of the results is given in the following table. The students of various PG and Professional Courses programmes such as Political Science and Public Administration, Analytical Chemistry, Biotechnology, Microbiology, Statistics, MCA, MBA(TM) , Social Work, M.Ed., Botany, Mathematics, Physics, Zoology and M.Com have acquired 100% results. Further the remaining students of other programmes have acquired an average of 80% pass percentage.

Second Semester - Summary of results for the academic year 2019-2020

Programme	Appeared	Passed	Percentage
English	15	14	93.33
Political Science & Public Administration	17	17	100.00
Telugu	24	23	95.83
M.B.A. (Tourism Management)	4	4	100.00
M.Com. (Banking & Finance)	25	23	92.00
Analytical Chemistry	10	10	100.00
Biotechnology	25	25	100.00
Food Technology	32	31	96.88
Marine Biology	28	27	96.43
Microbiology	17	17	100.00
Organic Chemistry	28	27	96.43
Statistics	15	15	100.00
MBA	29	28	96.55
MCA	4	4	100.00
Social Work	12	12	100.00
Master of Education	13	13	100.00
Economics	20	19	95.00
Botany	14	14	100.00
Mathematics	14	14	100.00
Physics	15	15	100.00
Zoology	21	21	100.00
Master of Commerce	20	20	100.00
Total	402	393	97.76

Third Semester Examination

The university has conducted third semester examinations in the month of December 2019 for all the PG and Professional Courses. Summary of the results is given in the following table. The students of various PG and Professional Courses programmes such as English, Political Science and Public Administration, MBA(TM), Biotechnology, Microbiology, Social Work, M.Ed., Economics, Computer Science and Mathematics have acquired 100% results. Further the remaining students of other programmes have acquired an average of 80% pass percentage.

Third Semester - Summary of results for the academic year 2019-2020

Programme	Appeared	Passed	Percentage
English	7	7	100.00
Political Science & Public Administration	11	11	100.00
Telugu	19	18	94.74
M.B.A. (Tourism Management)	5	5	100.00
M.Com. (Banking & Finance)	20	19	95.00
Biotechnology	12	12	100.00
Food Technology	26	25	96.15
Marine Biology	29	28	96.55
Microbiology	13	13	100.00
Organic Chemistry	29	28	96.55
Statistics	12	11	91.67
Master of Business Administration	39	38	97.44
Master of Computer Applications	33	31	93.94
Social Work	12	12	100.00
Master of Education	12	12	100.00
Economics	6	6	100.00
Botany	20	19	95.00
Computer Science	11	11	100.00
Mathematics	10	10	100.00
Physics	15	14	93.33
Zoology	16	15	93.75
Master of Commerce	22	21	95.45
Total	379	366	96.57

Fourth Semester Examination

The university has conducted fourth semester examinations in the month of October 2020 for all the PG and Professional Courses. Summary of the results is given in the following table. The students of various PG and Professional Courses programmes such as English, Political Science and Public Administration, Telugu, MBA(TM), M.Com., Biotechnology, Marine Biology, Microbiology, Organic Chemistry, Statistics, MBA, Social Work, M.Ed, Economics, Computer Science, Mathematics, Physics and Zoology have acquired 100% results. Further the remaining students of other programmes have acquired an average of 80% pass percentage.

Fourth Semester - Summary of results for the academic year 2019-2020

Programme	Appeared	Passed	Percentage
English	7	7	100.00
Political Science & Public Administration	11	11	100.00
Telugu	19	19	100.00
M.B.A. (Tourism Management)	5	5	100.00
M.Com. (Banking & Finance)	20	20	100.00
Biotechnology	12	12	100.00
Food Technology	26	25	96.15
Marine Biology	29	29	100.00
Microbiology	13	13	100.00
Organic Chemistry	29	29	100.00
Statistics	12	12	100.00
MBA	39	39	100.00
MCA	33	32	96.97
Social Work	12	12	100.00
Master of Education	12	12	100.00
Economics	6	6	100.00
Botany	20	19	95.00
Computer Science	11	11	100.00
Mathematics	10	10	100.00
Physics	15	15	100.00
Zoology	16	16	100.00
Master of Commerce	22	21	95.45
Total	379	375	98.94

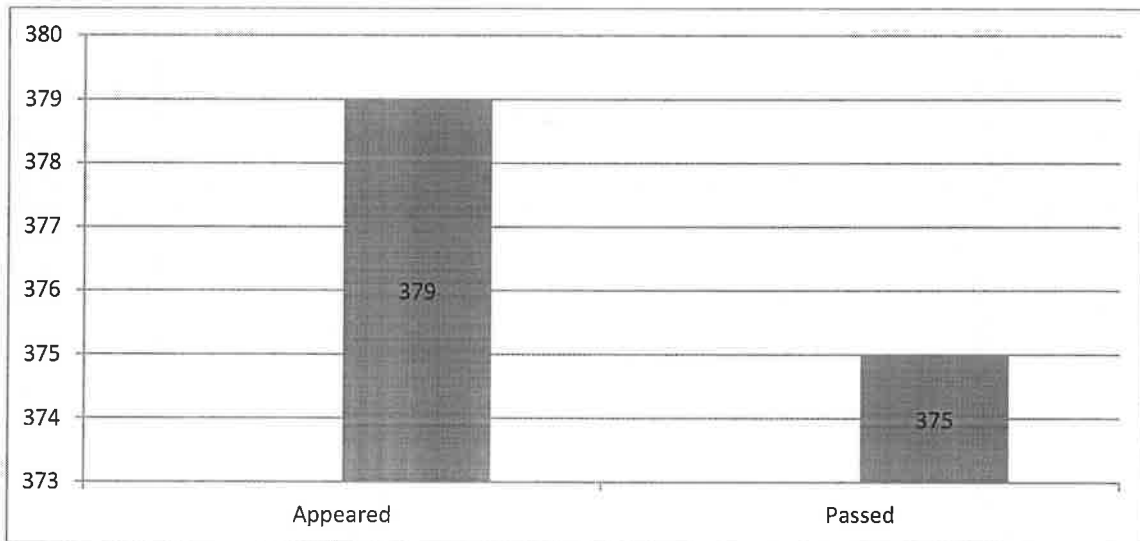
Annual Report of the University Examinations Section – 2019-2020

Students has passed out from Vikrama Simhapuri University is summarized in the following table. Out of 379 students appeared for PG and Professional courses 379 students have appeared for the examination. Further, a total of 375 students have passed out in the year 2019. The overall pass percentage achieved is 98.94% for the year of 2019.

Table 1: Passed out students for the year 2019-2020

Year	Appeared	Passed	Percentage
2019	379	375	98.94%

Chart: Passed out students for the year 2019-2020



The following table summarizes the department wise passed out students and pass percentage.

S.No	Year	Programme	Appeared	Passed	Percentage
1	2019	English	7	7	100.00
2	2019	Political Science & Public Administration	11	11	100.00
4	2019	Telugu	19	19	100.00
5	2019	M.B.A. (Tourism Management)	5	5	100.00
6	2019	M.Com. (Banking & Finance)	20	20	100.00
7	2019	Biotechnology	12	12	100.00
8	2019	Food Technology	26	25	96.15
9	2019	Marine Biology	29	29	100.00
10	2019	Microbiology	13	13	100.00
11	2019	Organic Chemistry	29	29	100.00
12	2019	Statistics	12	12	100.00
13	2019	MBA	39	39	100.00
14	2019	MCA	33	32	96.97
15	2019	Social Work	12	12	100.00
16	2019	Master of Education	12	12	100.00
17	2019	Economics	6	6	100.00
18	2019	Botany	20	19	95.00
19	2019	Computer Science	11	11	100.00
20	2019	Mathematics	10	10	100.00
21	2019	Physics	15	15	100.00
22	2019	Zoology	16	16	100.00
23	2019	Master of Commerce	22	21	95.45
Total			379	375	98.94


Controller of Examinations

Controller of Examinations
VIKRAMA SIMHAPURI UNIVERSITY

VIKRAMA SIMHAPURI UNIVERSITY

Nellore- 524 324

Andhra Pradesh, India



ANNUAL REPORT

2018-2019

Website::<http://www.vsu.ac.in>

mail.id: coe@vsu.ac.in

Vikrama Simhapuri University:: Nellore
Annual Report – Examination Section for the Year 2018-2019

The university has conducted four semester examinations in the year 2018-2019. The careful conduct of examination and evaluation of answer scripts are made and the results are announced. Later the students are provided with short marks memos and provisional certificates for eligible candidates. The results summary of the four semesters and the passed out students for the year 2018-19 is mentioned below

First Semester Examination

The university has conducted first semester examinations in the month of December 2018 for all the PG and Professional courses. Summary of the results is given in the following table. The students of various PG and Professional courses programmes such as English, Political Science and Public Administration, MBA(TM), Social Work, M.Ed, Physics, Economics, Computer Science and Mathematics have acquired 100% results. Further the remaining students of other programmes have acquired an average of 80% pass percentage.

First Semester - Summary of results for the academic year 2018-2019

Programme	Appeared	Passed	Percentage
English	7	7	100.00
Political Science & Public Administration	11	11	100.00
Telugu	19	18	94.74
M.B.A. (Tourism Management)	5	5	100.00
M.Com. (Banking & Finance)	20	19	95.00
Biotechnology	12	11	91.67
Food Technology	28	27	96.43
Marine Biology	30	29	96.67
Microbiology	13	12	92.31
Organic Chemistry	29	28	96.55
Statistics	16	15	93.75
MBA	39	38	97.44
MCA	33	32	96.97
Social Work	12	12	100.00
Master of Education	12	12	100.00
Physics	15	15	100.00
Economics	6	6	100.00
Botany	20	19	95.00
Computer Science	11	11	100.00
Mathematics	10	10	100.00
Zoology	16	15	93.75
Master of Commerce	22	21	95.45
	386	373	96.63

Second Semester Examination

The university has conducted Second semester examinations in the month of April 2019 for all the PG and Professional courses.. Summary of the results is given in the following table. The students of various PG and Professional courses programmes such as English, Political Science & Public Administration, Telugu, MBA(TM), M.Com(BF), Marine Biology, Microbiology, Statistics, MBA, MCA, Social Work, M.Ed., Physics , Economics, Botany, Computer Science, Mathematics, Zoology and M.Com., have acquired 100% results. Further the remaining students of other programmes have acquired an average of 80% pass percentage.

Second Semester - Summary of results for the academic year 2018-2019

Programme	Appeared	Passed	Percentage
English	7	7	100.00
Political Science & Public Administration	11	11	100.00
Telugu	19	19	100.00
M.B.A. (Tourism Management)	5	5	100.00
M.Com. (Banking & Finance)	20	20	100.00
Biotechnology	12	12	100.00
Food Technology	28	27	96.43
Marine Biology	30	30	100.00
Microbiology	13	13	100.00
Organic Chemistry	29	28	96.55
Statistics	16	16	100.00
MBA	39	38	97.44
MCA	33	33	100.00
Social Work	12	12	100.00
Master of Education	12	12	100.00
Physics	15	15	100.00
Economics	6	6	100.00
Botany	20	20	100.00
Computer Science	11	11	100.00
Mathematics	10	10	100.00
Zoology	16	16	100.00
Master of Commerce	22	22	100.00
Total	386	383	99.22

Third Semester Examination

The university has conducted Third semester examinations in the month of September 2018 for all the PG and Professional courses .Summary of the results is given in the following table. The students of various PG and Professional courses programme such as MBA(TM), Biotechnology, Statistics, Social Work, M.Ed. ,Botany, Microbiology, Zoology and Social Work have acquired 100% results. Further the remaining students of other programme have acquired an average of 80% pass percentage.

Third Semester - Summary of results for the academic year 2018-2019

Programme	Appeared	Passed	Percentage
English	17	16	94.12
Political Science & Public Administration	12	11	91.67
Telugu	31	30	96.77
M.B.A. (Tourism Management)	9	9	100.00
M.Com. (Banking & Finance)	24	23	95.83
Biotechnology	10	10	100.00
Food Technology	19	18	94.74
Marine Biology	33	32	96.97
Microbiology	4	4	100.00
Organic Chemistry	28	27	96.43
Statistics	12	12	100.00
MBA	32	31	96.88
MCA	38	37	97.37
Social Work	9	9	100.00
Master of Education	7	7	100.00
Physics	14	13	92.86
Economics	14	13	92.86
Botany	9	9	100.00
Computer Science	15	14	93.33
Mathematics	14	13	92.86
Zoology	27	26	96.30
Master of Commerce	21	21	100.00
Total	399	385	96.49

Fourth Semester Examination

The university has conducted Fourth semester examinations in the month of April 2019 for all the PG and Professional courses. Summary of the results is given in the following table. The students of various PG and Professional courses PG programme such as English, Political Science and Public Administration, MBA(TM), M.Ed, Biotechnology, Food Technology, Marine Biology, Microbiology, Statistics, MBA, Social Work ,Physics, Economics, Botany and Master of Commerce have acquired 100% results. Further the remaining students of other programme have acquired an average of 80% pass percentage.

Fourth Semester - Summary of results for the academic year 2018-2019

Programme	Appeared	Passed	Percentage
English	17	17	100.00
Political Science & Public Administration	12	12	100.00
Telugu	31	30	96.77
M.B.A. (Tourism Management)	9	9	100.00
M.Com. (Banking & Finance)	24	23	95.83
Biotechnology	10	10	100.00
Food Technology	19	19	100.00
Marine Biology	33	33	100.00
Microbiology	4	4	100.00
Organic Chemistry	28	27	96.43
Statistics	12	12	100.00
MBA	32	32	100.00
MCA	38	37	97.37
Social Work	9	9	100.00
Master of Education	7	7	100.00
Physics	14	14	100.00
Economics	14	14	100.00
Botany	9	9	100.00
Computer Science	15	14	93.33
Mathematics	14	13	92.86
Zoology	27	26	96.30
Master of Commerce	21	21	100.00
Total	399	392	98.25

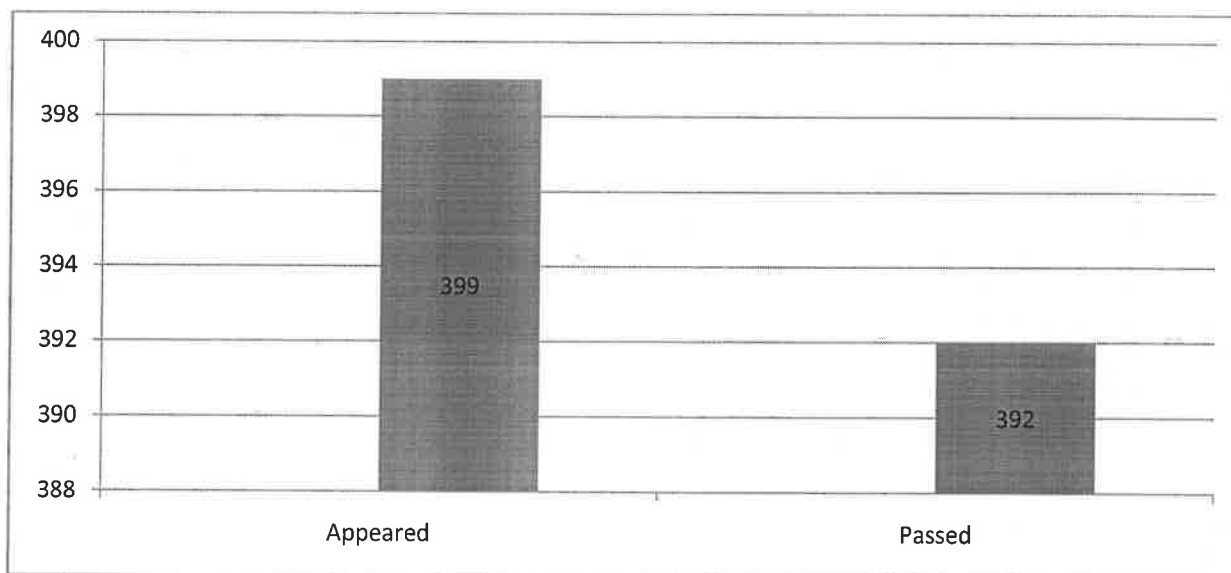
Annual Report of the University Examination Section – 2018-2019

Students has passed out from Vikrama Simhapuri University are summarized in the following table. Out of 399 students appeared for PG and Professional courses further, a total of 392 students have passed out in the year 2018. The overall pass percentage achieved is 98.25% for the year of 2018.

Table 1: Passed out students for the year 2018-2019


Year	Appeared	Passed	Percentage
2018	399	392	98.25%

Chart: Passed out students for the year 2018-2019



The following table summarizes the department wise passed out students and pass percentage.

S.No	Year	Programme/Course	Appeared	Passed	Percentage
1	2018	English	17	17	100.00
2	2018	Political Science & Public Administration	12	12	100.00
4	2018	Telugu	31	30	96.77
5	2018	M.B.A. (Tourism Management)	9	9	100.00
6	2018	M.Com. (Banking & Finance)	24	23	95.83
7	2018	Biotechnology	10	10	100.00
8	2018	Food Technology	19	19	100.00
9	2018	Marine Biology	33	33	100.00
1	2018	Microbiology	4	4	100.00
11	2018	Organic Chemistry	28	27	96.43
12	2018	Statistics	12	12	100.00
13	2018	MBA	32	32	100.00
14	2018	MCA	38	37	97.37
15	2018	Social Work	9	9	100.00
16	2018	Master of Education	7	7	100.00
17	2018	Physics	14	14	100.00
18	2018	Economics	14	14	100.00
19	2018	Botany	9	9	100.00
20	2018	Computer Science	15	14	93.33
21	2018	Mathematics	14	13	92.86
22	2018	Zoology	27	26	96.30
23	2018	Master of Commerce	21	21	100.00
Total			399	392	98.25


Controller of Examinations
 Controller of Examinations
 VIKRAMA SIMHAPURI UNIVERSITY

VIKRAMA SIMHAPURI UNIVERSITY

Nellore- 524 324

Andhra Pradesh, India



ANNUAL REPORT

2017 - 2018

Website: <http://www.vsu.ac.in>

mail.id: coe@vsu.ac.in

Vikrama Simhapuri University:: Nellore
Annual Report – Examination Section for the Year 2017-2018

The university has conducted four semester examinations in the year 2017-18. The careful conduct of examination and evaluation of answer scripts are made and the results are announced. Later the students are provided with short marks memos and provisional certificates for eligible candidates. The results summary of the four semesters and the passed out students for the year 2017-18 is mentioned below.

First Semester Examination

The university has conducted first semester examinations in the month of November 2017 for all the PG and Professional Courses. Summary of the results is given in the following table. The students of various PG and Professional Courses programmes such as English, Political Science & Public Administration, MBA(TM), M. Com (BF), Biotechnology, Microbiology, Social Work, M.Ed, Economics, Botany and Computer Science have acquired 100% results. Further the remaining students of other programmes have acquired an average of 80% pass percentage.

First Semester - Summary of results for the academic year 2017-2018

Programme	Appeared	Passed	Percentage
English	17	17	100.00
Political Science & Public Administration	12	12	100.00
Telugu	31	30	96.77
M.B.A. (Tourism Management)	9	9	100.00
M.Com. (Banking & Finance)	25	25	100.00
Biotechnology	10	10	100.00
Food Technology	19	18	94.74
Marine Biology	33	32	96.97
Microbiology	4	4	100.00
Organic Chemistry	28	27	96.43
MBA	34	33	97.06
MCA	43	42	97.67
Social Work	10	10	100.00
Master of Education	7	7	100.00
Statistics	12	11	91.67
Economics	14	14	100.00
Botany	9	9	100.00
Computer Science	15	15	100.00
Mathematics	14	13	92.86
Physics	14	13	92.86
Zoology	27	26	96.30
Master of Commerce	21	20	95.24

Total	408	397	97.30
--------------	------------	------------	--------------

Second Semester Examination

The university has conducted Second semester examinations in the month of April 2018 for all the PG and Professional Courses. Summary of the results is given in the following table. The students of various PG and Professional Courses programmes such as English, Political Science & Public Administration, Telugu, MBA(TM), M.Ed, Biotechnology, Marine Biology, Microbiology, Social Work, Economics, M.Com and Mathematics have acquired 100% results. Further the remaining students of other programme have acquired an average of 80% pass percentage.

Second Semester - Summary of results for the academic year 2017-2018

Programme	Appeared	Passed	Percentage
English	17	17	100.00
Political Science & Public Administration	12	12	100.00
Telugu	31	31	100.00
MBA	34	33	97.06
MBA(TM)	9	9	100.00
MCA	43	42	97.67
M.Com(Banking Finance)	25	24	96.00
Master of Education	7	7	100.00
Biotechnology	10	10	100.00
Chemistry	28	27	96.43
Food Technology	19	18	94.74
Marine Biology	33	33	100.00
Microbiology	4	4	100.00
Statistics	12	11	91.67
Social Work	10	10	100.00
Economics	14	14	100.00
Master of Commerce	21	21	100.00
Botany	9	8	88.89
Computer Science	15	14	93.33
Mathematics	14	14	100.00
Physics	14	13	92.86
Zoology	27	26	96.30
Total	408	398	97.55

Third Semester Examination

The university has conducted Third semester examinations in the month of November 2017 for all the PG and Professional Courses. Summary of the results is given in the following table. The students of various PG and Professional Courses programme such as English, Biotechnology, Microbiology, MCA, Social Work, M.Ed, Statistics, Economics, Botany, Computer Science and M.Com have acquired 100% results. Further the remaining students of other programme have acquired an average of 80% pass percentage.

Third Semester - Summary of results for the academic year 2017-2018

Programme	Appeared	Passed	Percentage
English	9	9	100.00
Political Science & Public Administration	13	12	92.31
Telugu	27	26	96.30
M.Com. (Banking & Finance)	16	15	93.75
Biotechnology	11	11	100.00
Food Technology	12	11	91.67
Marine Biology	29	28	96.55
Microbiology	5	5	100.00
Organic Chemistry	26	25	96.15
MBA	29	28	96.55
MCA	19	19	100.00
Social Work	14	14	100.00
Master of Education	5	5	100.00
Statistics	7	7	100.00
Economics	17	17	100.00
Botany	15	15	100.00
Computer Science	6	6	100.00
Mathematics	20	19	95.00
Physics	20	19	95.00
Zoology	13	12	92.31
Master of Commerce	25	25	100.00
Total	338	328	97.04

Fourth Semester Examination

The university has conducted Fourth semester examinations in the month of April 2018 for all the PG and Professional Courses. Summary of the results is given in the following table. The students of various PG and Professional Courses such as English, Political Science & Public Administration, M.Com (BF), Biotechnology, Food Technology, Microbiology, MBA, MCA, Social Work, M.Ed. Statistics, Economics, Botany, Computer Science, Physics, Zoology, and M.Com have acquired 100% results. Further the remaining students of other programme have acquired an average of 80% pass percentage.

Fourth Semester - Summary of results for the academic year 2017-2018

Programme	Appeared	Passed	Percentage
English	9	9	100.00
Political Science & Public Administration	13	13	100.00
Telugu	27	26	96.30
M.Com. (Banking & Finance)	16	16	100.00
Biotechnology	11	11	100.00
Food Technology	12	12	100.00
Marine Biology	29	27	93.10
Microbiology	5	5	100.00
Organic Chemistry	26	25	96.15
MBA	29	29	100.00
MCA	19	19	100.00
Social Work	14	14	100.00
Master of Education	5	5	100.00
Statistics	7	7	100.00
Economics	17	17	100.00
Botany	15	15	100.00
Computer Science	6	6	100.00
Mathematics	20	19	95.00
Physics	20	20	100.00
Zoology	13	13	100.00
Master of Commerce	25	25	100.00
Total	338	333	98.52

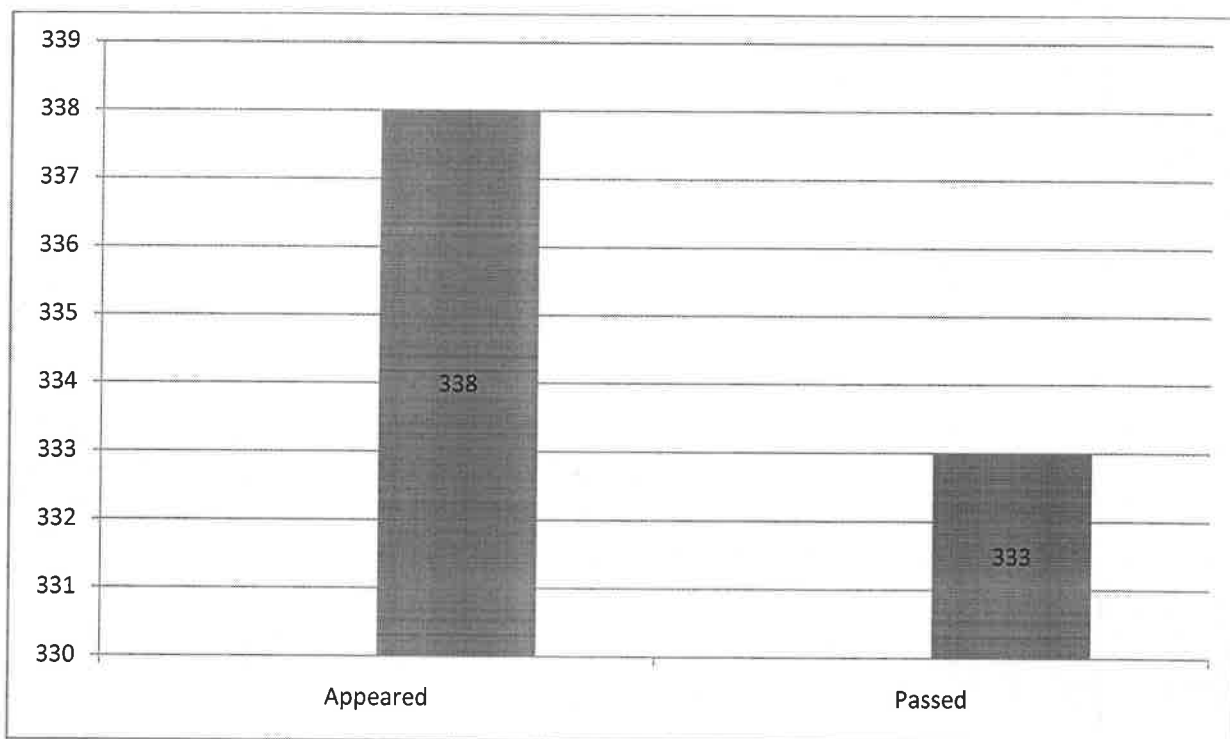
Annual Report of the University Examination Section – 2017-2018

Students has passed out from Vikrama Simhapuri University is summarized in the following table. Out of 338 students appeared for PG and Professional courses. Further, a total of 333 students have passed out in the year 2017. The overall pass percentage achieved is 98.52% for the year of 2017.

Table 1: Passed out students for the year 2017-2018

Year	Appeared	Passed	Percentage
2017	338	333	98.52

Chart: Passed out students for the year 2017-2018



The following table summarizes the department wise passed out students and pass percentage.

S. No	Year	Programme	Appeared	Passed	Percentage
1	2017	English	9	9	100.00
2	2017	Political Science & Public Administration	13	13	100.00
4	2017	Telugu	27	26	96.30
5	2017	M.Com. (Banking & Finance)	16	16	100.00
6	2017	Biotechnology	11	11	100.00
7	2017	Food Technology	12	12	100.00
8	2017	Marine Biology	29	27	93.10
9	2017	Microbiology	5	5	100.00
11	2017	Organic Chemistry	26	25	96.15
12	2017	MBA	29	29	100.00
13	2017	MCA	19	19	100.00
14	2017	Social Work	14	14	100.00
15	2017	Master of Education	5	5	100.00
16	2017	Statistics	7	7	100.00
17	2017	Economics	17	17	100.00
18	2017	Botany	15	15	100.00
19	2017	Computer Science	6	6	100.00
20	2017	Mathematics	20	19	95.00
21	2017	Physics	20	20	100.00
22	2017	Zoology	13	13	100.00
23	2017	Master of Commerce	25	25	100.00
Total			338	333	98.52


Controller of Examinations
 Controller of Examinations
VIKRAMA SIMHAPURI UNIVERSITY