



(R)

VSSC Nellore

## VIKRAMA SIMHAPURI UNIVERSITY: NELLORE ANDHRA PRADESH

### PROFORMA FOR ACADEMIC AUDIT

(2019-2022)

(preferably type written)

#### 1. Basic Information

1.1. Name of the Department

: CHEMISTRY

1.2. Year of Establishment

: 2009

1.3. Number of teaching staff

:

Professor	1
Associate Professor	03
Assistant Professor	1
Academic Consultants	02
Guest Faculty	1

1.3. Number of non-teaching and technical staff

:

Non-teaching staff	02
Technical staff	01

1.4. Programmes offered

: M.Sc. Organic Chemistry  
M.Sc. Analytical Chemistry

Degree	No.
UG	1
PG	02
PG. Diploma	1
Ph.D.	01

## 2. Student enrollment/ Attendance

### 2.1. Number of applications received and students admitted

Programme	2019-2020				2020-2021				2021-2022			
	Received		Admitted		Received		Admitted		Received		Admitted	
	M	F	M	F	M	F	M	F	M	F	M	F
UG	-	-	-	-	-	-	-	-	-	-	-	-
PG	258		16	23	312		22	44	9971		57	21
PG. Diploma	-	-	-	-	-	-	-	-	-	-	-	-
Ph.D.	-	-	-	-	-	-	-	-	-	-	-	-

2.2. Is the record of attendance maintained for all the courses offered by the Department for the last three years?

: ~~No~~ Yes

2.3. Number of students who lacked the required percentage of attendance in the last three years

: -

### 3. Curricular Aspects

3.1. Has the curriculum been updated (Once in three years)?

: Yes/No ✓

3.2. If 'No', specify the reasons

: -

3.3. If 'Yes', list the percentage of syllabus changes made

: 30%

3.4. Have the changes been made in tune with the feedback of the students/employers/alumni?

: Yes

3.5. Whether skill/ employability based courses have been included or not : NO

### 4. Time-table and Workload

4.1. Are copies of the timetable for all courses offered by the department for the last three years maintained?

: Yes/No ✓

4.2. Has provision been made for UG/PG student seminar(s) in the timetable?

: Yes/No ✓

4.3. Are details of seminar presentation for the current Semester available?

: Yes/No ✓

4.4. Total number of teaching hours of the Faculty/  
Department/Centre :

Year	Semester	Total No. of contact hours/week	Total No. of Theory hours	Total No. of Practicals/Labs hours
2019-20	Odd	36	18	18
	Even	36	18	18
2020-21	Odd	36	18	18
	Even	36	18	18
2021-22	Odd	36	18	18
	Even	36	18	18

4.5. Average no. of contact hours / week /faculty member : 16 hrs

4.6. Average no. of hours devoted for research including project Guidance/week/faculty member : 6 hrs

4.7. Number of hours devoted for Extension Activities in a week : 2 hrs

### 5. Internal Assessment

5.1. Were the Internal examination held as per the schedule? : Yes / No

5.2. If 'No', please specify the reason : -

5.3. Average number of days within which answer papers were returned to the students after evaluation : 1 week

5.4. Are Internal examination records maintained for all courses offered by the Faculty/Department? : Yes

### 6. Outreach programmes in association with NSS unit. if any

6.1. Does the department participated in outreach programme ( details may be provided ) : Yes

6.2. Number of students participated in this programme : 35  
1. NSS  
2. Clean & green



## 7. Student support activities

- 7.1. Does the Department have any student Support activity? : Yes/No ✓
- 7.2. If 'No', specify the reasons : —
- 7.3. Are the records of such activity maintained? : Yes
- 7.4. Number of students received / receiving financial assistance from the government: Yes
- 7.5. Number of field visit / industrial visit made / student projects arranged by the department with University permission : 02
- 7.6. Number of students selected for summer internship/ internship. —
- 7.7. Number of popular lectures delivered by subject experts in the department. : 01
- 7.8. Initiatives taken for remedial programme for slow learners : Yes 1) Slip Tests  
2) Special classes
- 7.9. Initiative taken by the Department to bring out the students' talents : Yes (Seminars/Conferences)
- 7.10. How many students have participated in national level Sports meet. : —
- 7.11. No. of National/State level awards won by the students : —
- 7.12. Whether student feedback is obtained for all courses : Yes
- 7.13. Any opportunity is given to enhance communication skills of the students: Yes

## 8. Doctoral Programmes

- 8.1. Number of Scholars admitted : 03
- 8.2. Is admission for Ph.D. done as per UGC norms : Yes
- 8.3. Number of Research scholars getting financial Assistance Provide details : —
- 8.4. Number of Ph.D.'s awarded in last three years : 02

8.5. Have you introduced coursework for Ph.D.? as per UGC norms: **yes**

8.6. Do you insist on Plagiarism check : **yes**

8.7. Are research pre-synopsis presentation conducted at the Department level? : **yes**

8.8. Whether plagiarism certificate is obtained before submission of Ph.D. thesis : **yes**

### 9. Research Activities

9.1. Number of research proposals sent by the faculty members to various agencies during the last two years : **Submitted to DST(SURE) waiting for result by P.Thiruv**

9.2. Number of research projects sanctioned during the last two years : **-**

9.3. Total funds mobilized through projects in the last two years : **YV - -**

9.4. Number of ongoing sponsored projects in the Department during the last two years : **- YVR -**

9.5. Has the Department applied for FIST : **Yes/No**

9.6. No. of collaborative projects with other Institutions/Industries : **NO**

### 10. Seminars/Conferences / webinars

10.1. Number of Seminars/ Conferences/ webinars Organized by the Faculty/Department in the last two years :

National : **-**  
International : **-**

10.2. Number of participants in the above seminars/conferences from outside the University : **YV -**

10.3. Number of papers presented per Faculty member in the last two years :  
National Conferences : **05**  
International Conferences: **02**

10.4. How many international visits were made by the Faculty members in the last two years (show Faculty, Country visited and purpose in a tabulated form) : **visiting researcher (Taiwan) by Dr. y. vijaya**



**11. Research**

11.1. Number of books and chapters in edited volumes Publications in the last two years : —

11.2. Number of Research papers Published in the last two years: YV 18

11.3. Highest impact factor of the article published in last 3 years : 7.129 (Ecotoxicology & Environmental Safety)

11.5: Has the Department/Faculty applied/granted for any patent : Yes/No YV

If Yes: give details

NO

**12. Any Others**

12.1 Details of awards/recognition won by the staff in the last two years : YV

Dr. P. Thiriveri  
Associate Fellow  
(A.P. Academy of Science)

12.2. Major contribution in the extension domain TVR

12.3. How many MoU's have been signed in the last two years and with whom? (show in tabular form) —

P. Thiriveri

Signature of the Head/Coordinator

IQAC Remarks:

1. advised to Conduct Conferance/Seminary/Workshops/Seminars.
2. advised to apply for projects/grants to any Govt Organizations.

**HEAD**  
Department of Chemistry  
VIKRAMA SIMHAPURI UNIVERSITY  
KAKUTUR, NELLORE-524 320 (A.P.)


*Ande Prasad*  
Director, IQAC,

*HA*  
Registrar

**DIRECTOR**  
Internal Quality Assurance Cell (IQAC)  
VIKRAMA SIMHAPURI UNIVERSITY  
NELLORE - 524 324.

**REGISTRAR**  
VIKRAMA SIMHAPURI UNIVERSITY  
NELLORE - 524 324.

1. Staff should apply for research projects.
2. Research papers should be published in scope journals.
3. Regular faculty should be recruited.



**Dr. S. VIJAYA BHASKARA RAO**  
Professor of Physics  
Sri Venkateswara University  
TIRUPATI - 517 502



**Prof. V. PADMAVATHI**  
Department of Chemistry  
Sri Venkateswara University  
TIRUPATI- 517 502, (A.P.), INDIA.



(R) 3  
M/R

# VIKRAMA SIMHAPURI UNIVERSITY: NELLORE ANDHRA PRADESH

## PROFORMA FOR ACADEMIC AUDIT

(2017-2019)

(preferably type written)

### 1. Basic Information

1.1. Name of the Department

: CHEMISTRY

1.2. Year of Establishment

: 2009

1.3. Number of teaching staff

:

Professor	1
Associate Professor	01
Assistant Professor	02
Academic Consultants	01
Guest Faculty	1

1.3. Number of non-teaching and technical staff

:

Non-teaching staff	02
Technical staff	01

1.4. Programmes offered

:

Degree	No.
UG	1
PG	01
PG. Diploma	1
Ph.D.	01



## 2. Student enrollment/ Attendance

2.1. Number of applications received and students admitted

Programme	2017-18				2018-19			
	Received		Admitted		Received		Admitted	
	M	F	M	F	M	F	M	F
UG	-	-	-	-	-	-	-	-
PG	207		18	12	195		17	16
PG. Diploma	-	-	-	-	-	-	-	-
Ph.D.	-	-						

2.2. Is the record of attendance maintained for all the courses offered by the Department for the last two years?

: Yes

2.3. Number of students who lacked the required percentage of attendance in the last two years

: -

## 3. Curricular Aspects

3.1. Has the curriculum been updated (Once in two years)?

: Yes/No ✓

3.2. If 'No', specify the reasons

: As curriculum is satisfied.

3.3. If 'Yes', list the percentage of syllabus changes made

: -

3.4. Have the changes been made in tune with the feedback of the students/employers/alumni?

: -

3.5. Whether skill/ employability based courses have been included or not : -

## 4. Time-table and Workload

4.1. Are copies of the timetable for all courses offered by the department for the last two years maintained?

: Yes/No ✓

4.2. Has provision been made for UG/PG student seminar(s) in the timetable?

: Yes/No ✓

4.3. Are details of seminar presentation for the current Semester available?

: Yes/No

4.4. Total number of teaching hours of the Faculty/ Department/Centre :

Year	Semester	Total No. of contact hours/week	Total No. of Theory hours	Total No. of Practicals/Labs hours
2017-18	Odd	36	18	18
	Even	36	18	18
2018-19	Odd	36	18	18
	Even	36	18	18

4.5. Average no. of contact hours / week /faculty member : 16 hrs

4.6. Average no. of hours devoted for research including project Guidance/week/faculty member : 6 hrs

4.7. Number of hours devoted for Extension Activities in a week : 2 hrs

### 5. Internal Assessment

5.1. Were the Internal examination held as per the schedule? :  Yes / No

5.2. If 'No', please specify the reason : —

5.3. Average number of days within which answer papers were returned to the students after evaluation : 1 week

5.4. Are Internal examination records maintained for all courses offered by the Faculty/Department? : Yes

### 6. Outreach programmes in association with NSS unit. if any

6.1. Does the department participated in outreach programme ( details may be provided ) :

6.2. Number of students participated in this programme : 20 members  
① NSS program  
② clean and green

## 7. Student support activities

- 7.1. Does the Department have any student Support activity? : Yes/No  ~~Yes~~ Industrial visit
- 7.2. If 'No', specify the reasons :
- 7.3. Are the records of such activity maintained? : Yes
- 7.4. Number of students received / receiving financial assistance from the government: Yes
- 7.5. Number of field visit / industrial visit made / student projects arranged by the department with University permission : 01
- 7.6. Number of students selected for summer internship/ internship. —
- 7.7. Number of popular lectures delivered by subject experts in the department. : 02
- 7.8. Initiatives taken for remedial programme for slow learners : 1) Assignment  
2) continue followups.
- 7.9. Initiative taken by the Department to bring out the students' talents : Yes
- 7.10. How many students have participated in national level Sports meet. : 01
- 7.11. No. of National/State level awards won by the students : ~~0~~
- 7.12. Whether student feedback is obtained for all courses : Yes
- 7.13. Any opportunity is given to enhance communication skills of the students: Seminars / conferences / ~~Yes~~ Essay writing's etc.

## 8. Doctoral Programmes

- 8.1. Number of Scholars admitted : 01
- 8.2. Is admission for Ph.D. done as per UGC norms : Yes
- 8.3. Number of Research scholars getting financial Assistance Provide details : 01 CSIR/JRF
- 8.4. Number of Ph.D.'s awarded in last two years : 06



2017-19

8.5. Have you introduced coursework for Ph.D.? as per UGC norms: YES

8.6. Do you insist on Plagiarism check : YES

8.7. Are research pre-synopsis presentation conducted at the Department level? : YES

8.8. Whether plagiarism certificate is obtained before submission of Ph.D. thesis : YES

**9. Research Activities**

9.1. Number of research proposals sent by the faculty members to various agencies during the last two years : 01 submitted to RUSA

9.2. Number of research projects sanctioned during the last two years : FRGS (TVR) 2,00,000

9.3. Total funds mobilized through projects in the last two years : 2,00,000

9.4. Number of ongoing sponsored projects in the Department during the last two years : 01 (FRGS)

9.5. Has the Department applied for FIST : Yes/No ✓

9.6. No. of collaborative projects with other Institutions/Industries : nil

**10. Seminars/Conferences / webinars**

10.1. Number of Seminars/ Conferences/ webinars Organized by the Faculty/Department in the last two years :  
National : 01 (VV)  
International : -

10.2. Number of participants in the above seminars/conferences from outside the University : 100 members

10.3. Number of papers presented per Faculty member in the last two years :  
National Conferences : 03  
International Conferences : 01

10.4. How many international visits were made by the Faculty members in the last two years (show Faculty, Country visited and purpose in a tabulated form) : nil

DIRECTOR  
Internal Quality Assurance Cell (IQAC)  
VIRAMA SIMHAPURAM UNIVERSITY  
VELUORE - 525225

## 11. Research

11.1. Number of books and chapters in edited volumes  
Publications

in the last two years : *yy* *nil*

11.2. Number of Research papers Published in the last two years: *10*

11.3. Highest impact factor of the article published in last 2 years

*yy* : *6.633* (Journal of molecular liquids)

11.5: Has the Department/Faculty applied/granted for any patent :  
Yes/No

If Yes: give details

*NO*

## 12. Any Others

12.1 Details of awards/recognition won by the staff in the last two years :

*certificate of excellence-2017-4.10.17*  
*from District collector*

12.2. Major contribution in the extension domain :

*-*

12.3. How many MoU's have been signed in the last two years and with whom? (show in tabular form)

*-*

*T.V. my*

Signature of the Head/Coordinator

HEAD

Department of Chemistry  
VIKRAMA SIMHAPURI UNIVERSITY  
KAKUTUR, NELLORE-524 320 (A.P.)

### IQAC Remarks:

- 1. More number of publications in Scopus/ indexed/ ISI journal required.*
- 2. Contribution in extension activities & MoUs are required.*

*Ande Prasad*

Director, IQAC,


*[Signature]*  
Registrar

REGISTRAR  
VIKRAMA SIMHAPURI UNIVERSITY  
NELLORE - 524 324


**DIRECTOR**

Internal Quality Assurance Cell (IQAC)  
VIKRAMA SIMHAPURI UNIVERSITY  
NELLORE - 524 324.

1. Research work should be published in reputed journals with good impact factor.
2. Preparation of biopolymer material and drugs should be patented commercially.



**Dr. S. VIJAYA BHASKARA RAO**  
Professor of Physics  
Sri Venkateswara University  
TIRUPATI - 517 502



**Prof. V. PADMAVATHI**  
Department of Chemistry  
Sri Venkateswara University  
TIRUPATI- 517 502, (A.P.), INDIA.