



VSRU Nellore  
SP

**VIKRAMA SIMHAPURI UNIVERSITY: NELLORE  
ANDHRA PRADESH**

**PROFORMA FOR ACADEMIC AUDIT  
(2019-2022)**

(Preferably type written)

**1. Basic Information**

1.1. Name of the Department : Physics

1.2. Year of Establishment : 2016

1.3. Number of teaching staff :

Professor	NIL
Associate Professor	NIL
Assistant Professor	NIL
Academic Consultants	Nil
Guest Faculty	04

1.3. Number of non-teaching and technical staff :

Non-teaching staff	01
Technical staff	NIL

1.4. Programmes offered

: M.Sc. Physics

Degree	No.
UG	NIL
PG	01
PG.Diploma	NIL
Ph.D.	NIL

## 2. Student enrollment/ Attendance

### 2.1. Number of applications received and students admitted

Programme	2021-2022			2020-2021			2019-2020		
	Received (State vide entrance)	Admitted		Received	Admitted		Received	Admitted	
		M	F		M	F		M	F
UG	-	-	-	-	-	-	-	-	-
PG	0	0	0	143	4	16	103	4	5
PG. Diploma	-	-	-	-	-	-	-	-	-
Ph.D.	-	-	-	-	-	-	-	-	-

2.2. Is the record of attendance maintained for all the courses offered by the Department for the last three years? :

2.3. Number of students who lacked the required percentage of attendance in the last three years :

## 3. Curricular Aspects

3.1. Has the curriculum been updated (Once in three years)? : Yes

3.2. If 'No', specify the reasons :

3.3. If 'Yes', list the percentage of syllabus changes made :

3.4. Have the changes been made in tune with the feedback of the students/employers/alumni? : No

3.5. Whether skill/ employability based courses have been included or not: Yes

## 4. Time-table and Workload

4.1. Are copies of the timetable for all courses offered by the department for the last three years maintained? : **Yes**

4.2. Has provision been made for UG/PG student seminar(s) in the timetable? : **Yes**

4.3. Are details of seminar presentation for the current Semester available? : **No**

4.4. Total number of teaching hours of the Faculty/ Department/Centre :

Year	Semester	Total No. of contact hours/week	Total No. of Theory hours	Total No. of Practicals/Labs hours
2018-19	Odd	36	18	18
	Even	36	18	18
2019-20	Odd	36	18	18
	Even	36	18	18
2020-21	Odd	36	18	18
	Even	36	18	18
2021-22	Odd	36	18	18
	Even	36	18	18

4.5. Average no. of contact hours / week /faculty member: **16hrs**

4.6. Average no. of hours devoted for research including project Guidance/week/faculty member : **Nil**

4.7. Number of hours devoted for Extension Activities in a week : **2hrs**

## 5. Internal Assessment

5.1. Were the Internal examination held as per the schedule? : **Yes**

5.2. If 'No', please specify the reason :

5.3. Average number of days within which answer papers were returned to the students after evaluation : **4 days**

5.4. Are Internal examination records maintained for all courses offered by the Faculty/Department? : **Yes**

## 6. Outreach programmes in association with NSS unit. if any

6.1. Does the department participated in outreach programme (details may be provided ) : **No**

6.2. Number of students participated in this programme : **No**

## 7. Student support activities

- 7.1. Does the Department have any student Support activity? : **Yes**
- 7.2. If 'No', specify the reasons :
- 7.3. Are the records of such activity maintained? : **Yes**
- 7.4. Number of students received / receiving financial assistance from the government: **No**
- 7.5. Number of field visit / industrial visit made / student projects arranged by the department with University permission : **Yes**
- 7.6. Number of students selected for summer internship/ internship. **No**
- 7.7. Number of popular lectures delivered by subject experts in the department. : **Yes**
- 7.8. Initiatives taken for remedial programme for slow learners :
- 7.9. Initiative taken by the Department to bring out the students' talents : **Yes**
- 7.10. How many students have participated in national level Sports meet. : **5**
- 7.11. No. of National/State level awards won by the students : **No**
- 7.12. Whether student feedback is obtained for all courses : **Yes**
- 7.13. Any opportunity is given to enhance communication skills of the students: **Yes**

## 8. Doctoral Programmes

- 8.1. Number of Scholars admitted : **NIL**
- 8.2. Is admission for Ph.D. done as per UGC norms : **NIL**
- 8.3. Number of Research scholars getting financial Assistance Provide details : **NIL**
- 8.4. Number of Ph.D.'s awarded in last three years : **NIL**

8.5. Have you introduced coursework for Ph.D.? as per UGC norms: No

8.6. Do you insist on Plagiarism check : -

8.7. Are research pre-synopsis presentation conducted at the Department level? : -

8.8. Whether plagiarism certificate is obtained before submission of Ph.D. thesis : -

## 9. Research Activities

9.1. Number of research proposals sent by the faculty members to various agencies during the last two years : Nil

9.2. Number of research projects sanctioned during the last two years : Nil

9.3. Total funds mobilized through projects in the last two years : Nil

9.4. Number of ongoing sponsored projects in the Department during the last two years : Nil

9.5. Has the Department applied for FIST : No

9.6. No. of collaborative projects with other Institutions/Industries : Nil

## 10. Seminars/Conferences / webinars

10.1. Number of Seminars/ Conferences/ webinars Organized by the Faculty/Department in the last two years : Nil  
National :  
International :

10.2. Number of participants in the above seminars/conferences from outside the University : Nil

10.3. Number of papers presented per Faculty member in the last two years : Nil  
National Conferences :  
International Conferences:

10.4. How many international visits were made by the Faculty members in the last two years (show Faculty, Country visited and purpose in a tabulated form) : Nil

DIRECTOR  
Internal Quality Assurance Cell (IQAC)  
VIRAMA SIMHAPURI UNIVERSITY  
NELLORE - 524 324.

**11. Research**

- 11.1. Number of books and chapters in edited volumes Publications in the last two years : Nil
- 11.2. Number of Research papers Published in the last two years: Nil
- 11.3. Highest impact factor of the article published in last 3 years: Nil
- 11.5: Has the Department/Faculty applied/granted for any patent : No  
If Yes: give details

**12. Any Others**

- 12.1 Details of awards/recognition won by the staff in the last two years : Nil
- 12.2. Major contribution in the extension domain : Nil
- 12.3. How many MoU's have been signed in the last two years and with whom? (show in tabular form)

Signature of the Head/Coordinator

IQAC Remarks:

- 1. Suggested to organize Seminars/ Workshops / conferences by the department
- 2. Suggested to organize Guest lectures for the benefit of Students by inviting eminent Speakers from other universities.

HEAD  
 DEPARTMENT OF PHYSICS  
 VIKRAMA SIMHAPURI UNIVERSITY  
 NELLORE - 524 320. A P

Department of Physics  
 VIKRAMA SIMHAPURI UNIVERSITY  
 Nellore - 524 320


*Whole Passed*

Director, IQAC,

**DIRECTOR**  
 Internal Quality Assurance Cell (IQAC)  
 VIKRAMA SIMHAPURI UNIVERSITY  
 NELLORE - 524 324.

REGISTRAR  
 VIKRAMA SIMHAPURI UNIVERSITY  
 NELLORE - 524 324.

1. Recommended to recruit permanent faculty in the Department.
2. Students should be encouraged to participate in the outreach programs.



Dr. S. VIJAYA BHASKAR  
Professor of Physics  
Sri Venkateswara University  
TIRUPATI - 517 502



Prof. V. PADMAVATHI  
Department of Chemistry  
Sri Venkateswara University  
TIRUPATI- 517 502, (A.P.), INDIA.



(R) Kaveli  
5

**VIKRAMA SIMHAPURI UNIVERSITY: NELLORE  
ANDHRA PRADESH**

**PROFORMA FOR ACADEMIC AUDIT  
(2019-2022)  
(Preferably type written)**

**1. Basic Information**

1.1. Name of the Department : PHYSICS

1.2. Year of Establishment : 1979

1.3. Number of teaching staff : 4

Professor	1
Associate Professor	---
Assistant Professor	2
Academic Consultants	1

1.4. Number of non-teaching and technical staff : 3

Non-teaching staff	3
Technical staff	---

1.5. Programmes offered : M.Sc. Physics

Degree	No.
UG	---
PG	1
PG.Diploma	---
Ph.D.	1



## 2. Student enrollment/ Attendance

### 2.1. Number of applications received and students admitted

Programme	2021-2022			2020-2021			2019-2020		
	Received (State vide entrance)	Admitted		Received	Admitted		Received	Admitted	
		M	F		M	F		M	F
UG	-	-	-	-	-	-	-	-	-
PG	<b>1937</b>	<b>10</b>	<b>13</b>	<b>143</b>	<b>10</b>	<b>10</b>	<b>103</b>	<b>10</b>	<b>5</b>
PG. Diploma									
Ph.D.	-	-	-	<b>7</b>	<b>4</b>	<b>3</b>	-	-	-

2.4. Is the record of attendance maintained for all the courses offered by the Department for the last two years? : Yes

2.5. Number of students who lacked the required percentage of attendance in the last two years : Nil

## 3. Curricular Aspects

3.1. Has the curriculum been updated (Once in two years)? : Yes

3.2. If 'No', specify the reasons :

3.3. If 'Yes', list the percentage of syllabus changes made : 20%

3.4. Have the changes been made in tune with the feedback of the students/employers/alumni? : Yes

3.5. Whether skill/ employability based courses have been included or not : Yes

## 4. Time-table and Workload

4.1. Are copies of the timetable for all courses offered by the department for the last two years maintained? : Yes

4.2. Has provision been made for UG/PG student seminar(s) in the timetable? : Yes

4.3. Are details of seminar presentation for the current Semester available? : Yes

4.4. Total number of teaching hours of the Faculty/  
Department/Centre :

Year	Semester	Total No. of contact hours/week	Total No. of Theory hours	Total No. of Practicals/Labs hours
2021-2022	Odd	36	18	18
	Even	36	18	18
2020-2021	Odd	36	18	18
	Even	36	18	18
2019-2020	Odd	36	18	18
	Even	36	18	18

4.5. Average no. of contact hours / week /faculty member : 16

4.6. Average no. of hours devoted for research including project  
Guidance/week/faculty member : 16

4.7. Number of hours devoted for Extension Activities  
in a week : 3

## 5. Internal Assessment

5.1. Were the Internal examination held as per the schedule? : Yes

5.2. If 'No', please specify the reason : ---

5.3. Average number of days within which answer papers were returned  
to the students after evaluation : 2 Days

5.4. Are Internal examination records maintained for all courses offered by  
the Faculty/Department? : Yes

## 6. Outreach programmes in association with NSS unit. if any

6.1. Does the department participated in outreach programme ( details may  
be provided ) : Yes (NSS Unit, swatch Bharat)

6.2. Number of students participated in this programme : 58

## 7. Student support activities

7.1. Does the Department have any student  
Support activity? : Yes

7.2. If 'No', specify the reasons :

- 7.3. Are the records of such activity maintained? :  
7.4. Number of students received / receiving financial assistance from the government : 60 (Rs.5,20,429/-)  
7.5. Number of field visit / industrial visit made / student projects arranged by the department with University permission : 0  
7.6. Number of students selected for summer internship/ internship: 0  
7.7. Number of popular lectures delivered by subject experts in the department. : 0  
7.8. Initiatives taken for remedial programme for slow learners : Yes  
7.9. Initiative taken by the Department to bring out the students' talents : Yes  
7.10. How many students have participated in national level Sports meet. : 0  
7.11. No. of National/State level awards won by the students : 3 Participation  
7.12. Whether student feedback is obtained for all courses : Yes  
7.13. Any opportunity is given to enhance communication skills of the Students : Yes

## **8. Doctoral Programmes**

- 8.1. Number of Scholars admitted : 7  
8.2. Is admission for Ph.D. done as per UGC norms : Yes  
8.3. Number of Research scholars getting financial Assistance Provide details : 0  
8.4. Number of Ph.D.'s awarded in last two years : 5  
8.5. Have you introduced coursework for Ph.D.? as per UGC norms: Yes  
8.6. Do you insist on Plagiarism check : Yes  
8.7. Are research pre-synopsis presentation conducted at the Department level? : Yes

8.8. Whether plagiarism certificate is obtained before submission of Ph.D. thesis : Yes

### 9. Research Activities

9.1. Number of research proposals sent by the faculty members to various agencies during the last three years : 0

9.2. Number of research projects sanctioned during the last three years : 0

9.3. Total funds mobilized through projects in the last three years : 0

9.4. Number of ongoing sponsored projects in the Department during the last three years : 0

9.5. Has the Department applied for FIST : 0

9.6. No. of collaborative projects with other Institutions/Industries : 0

### 10. Seminars/Conferences / webinars

10.1. Number of Seminars/ Conferences/ Webinars Organized by the Faculty/Department in the last three years : 0  
National :  
International :

10.2. Number of participants in the above seminars/conferences from outside the University : 0

10.3. Number of papers presented per Faculty member in the last three years : 22  
National Conferences : 21  
International Conferences : 1

10.4. How many international visits were made by the Faculty members in the last three years (show Faculty, Country visited and purpose in a tabulated form) : 0

REGISTRAR  
VIKRAMA SIMHA PURI UNIVERSITY

DIRECTOR  
Internal Quality Assurance Cell (IQAC)  
VIKRAMA SIMHA PURI UNIVERSITY  
BELLURU - 524 324

Prof. V. Lakshmi Devi  
Department of Chemistry  
B.S. Prasad Rao Hall  
Bellur, Bellary - 524 324

## 11. Research

- 11.1. Number of books and chapters in edited volumes Publications in the last three years : 0
- 11.2. Number of Research papers Published in the last three years : 22
- 11.3. Highest impact factor of the article published in last 3 years : 5
- 11.5: Has the Department/Faculty applied/granted for any patent : No  
If Yes: give details

## 12. Any Others

- 12.1 Details of awards/recognition won by the staff in the last three years : Yes
- 12.2. Major contribution in the extension domain : No
- 12.3. How many MoU's have been signed in the last three years and with whom? (show in tabular form) : 0

### IQAC Remarks:

1. Suggested to invite eminent Speakers from other universities/institutions for the benefit of students.

*Vijaya Bhaskara Rao*

Director, IQAC,

### **DIRECTOR**

Internal Quality Assurance Cell (IQAC)  
VIKRAMA SIMHAPURI UNIVERSITY  
NELLORE - 524 324.

*Prasad*  
Signature of the Head/Coordinator

**Head**  
Department of Physics  
V.S. UNIVERSITY COLLEGE  
KAVALI-524 201.

*V. Padmavathi*  
Registrar

**REGISTRAR**  
VIKRAMA SIMHAPURI UNIVERSITY  
NELLORE - 524 324.

1. Staff should apply for Research Projects
2. Recruitment of regular staff is recommended.

*S. Vijaya Bhaskara Rao*

**Dr. S. VIJAYA BHASKARA RAO**  
Professor of Physics  
Sri Venkateswara University  
TIRUPATI - 517 502

*V. Padmavathi*

**Prof. V. PADMAVATHI**  
Department of Chemistry  
Sri Venkateswara University  
TIRUPATI- 517 502, (A.P.)



VIKRAMA SIMHAPURI UNIVERSITY: NELLORE  
ANDHRA PRADESH

PROFORMA FOR ACADEMIC AUDIT

(2017-2019)

(Preferably type written)

SP  
5  
NLR

**1. Basic Information**

1.1. Name of the Department : PHYSICS

1.2. Year of Establishment : 2016

1.3. Number of teaching staff :

Professor	NIL
Associate Professor	NIL
Assistant Professor	NIL
Academic Consultants	NIL
Guest Faculty	04

1.3. Number of non-teaching and technical staff :

Non-teaching staff	01
Technical staff	NIL

1.4. Programmes offered : MSc ~~Statistics~~ Physics

Degree	No.
UG	NIL
PG	01
PG.Diploma	NIL
Ph.D.	NIL

## 2. Student enrollment/ Attendance

### 2.1. Number of applications received and students admitted

Programme	2018-2019			2017-2018		
	Received	Admitted		Received	Admitted	
		M	F		M	F
UG	-	-	-	-	-	-
PG	74	3	9	90	5	9
PG. Diploma	-	-	-	-	-	-
Ph.D.	-	-	-	-	-	-

2.2. Is the record of attendance maintained for all the courses offered by the Department for the last three years?

: Yes

2.3. Number of students who lacked the required percentage of attendance in the last three years

: NIL

## 3. Curricular Aspects

3.1. Has the curriculum been updated (Once in three years)?

: Yes

3.2. If 'No', specify the reasons

: NIL

3.3. If 'Yes', list the percentage of syllabus changes made

: 20%

3.4. Have the changes been made in tune with the feedback of the students/employers/alumni?

: Yes

3.5. Whether skill/ employability based courses have been included or not: Yes

## 4. Time-table and Workload

4.1. Are copies of the timetable for all courses offered by the department for the last three years maintained?

: Yes

4.2. Has provision been made for UG/PG student seminar(s) in the timetable?

: Yes

4.3. Are details of seminar presentation for the current Semester available? : **Yes**

4.4. Total number of teaching hours of the Faculty/ Department/Centre :

Year	Semester	Total No. of contact hours/week	Total No. of Theory hours	Total No. of Practicals/Labs hours
2016-17	Odd	<b>36</b>	<b>18</b>	<b>18</b>
	Even	<b>36</b>	<b>18</b>	<b>18</b>
2017-18	Odd	<b>36</b>	<b>18</b>	<b>18</b>
	Even	<b>36</b>	<b>18</b>	<b>18</b>

4.5. Average no. of contact hours / week /faculty member : **16hrs**

4.6. Average no. of hours devoted for research including project Guidance/week/faculty member : **NIL**

4.7. Number of hours devoted for Extension Activities in a week : **1hrs**

## **5. Internal Assessment**

5.1. Were the Internal examination held as per the schedule? : **Yes**

5.2. If 'No', please specify the reason : **NIL**

5.3. Average number of days within which answer papers were returned to the students after evaluation : **2days**

5.4. Are Internal examination records maintained for all courses offered by the Faculty/Department? : **Yes**

## **6. Outreach programmes in association with NSS unit. if any**

6.1. Does the department participated in outreach programme (details may be provided ) : **No**

6.2. Number of students participated in this programme : **No**

## **7. Student support activities**



- 7.1. Does the Department have any student Support activity? : **Yes**
- 7.2. If 'No', specify the reasons : **No**
- 7.3. Are the records of such activity maintained? : **No**
- 7.4. Number of students received / receiving financial assistance from the government : **NIL**
- 7.5. Number of field visit / industrial visit made / student projects arranged by the department with University permission : **NIL**
- 7.6. Number of students selected for summer internship/ internship. **NIL**
- 7.7. Number of popular lectures delivered by subject experts in the department. : **NIL**
- 7.8. Initiatives taken for remedial programme for slow learners : **Yes**
- 7.9. Initiative taken by the Department to bring out the students' talents : **Yes**
- 7.10. How many students have participated in national level Sports meet. : **No**
- 7.11. No. of National/State level awards won by the students : **NIL**
- 7.12. Whether student feedback is obtained for all courses : **NIL**
- 7.13. Any opportunity is given to enhance communication skills of the students: **Yes**

## **8. Doctoral Programmes**

- 8.1. Number of Scholars admitted : **NIL**
- 8.2. Is admission for Ph.D. done as per UGC norms : **NIL**
- 8.3. Number of Research scholars getting financial Asssistace Provide details : **NIL**

8.5. Have you introduced coursework for Ph.D.? as per UGC norms: No

8.6. Do you insist on Plagiarism check : -

8.7. Are research pre-synopsis presentation conducted at the Department level? : -

8.8. Whether plagiarism certificate is obtained before submission of Ph.D. thesis :-

## 9. Research Activities

9.1. Number of research proposals sent by the faculty members to various agencies during the last two years : Nil

9.2. Number of research projects sanctioned during the last two years : Nil

9.3. Total funds mobilized through projects in the last two years : Nil

9.4. Number of ongoing sponsored projects in the Department during the last two years : Nil

9.5. Has the Department applied for FIST : No

9.6. No. of collaborative projects with other Institutions/Industries : Nil

## 10. Seminars/Conferences / webinars

10.1. Number of Seminars/ Conferences/ webinars Organized by the Faculty/Department in the last two years : Nil  
National :  
International :

10.2. Number of participants in the above seminars/conferences from outside the University : Nil

10.3. Number of papers presented per Faculty member in the last two years : Nil  
National Conferences :  
International Conferences:

10.4. How many international visits were made by the Faculty members in the last two years (show Faculty, Country visited and purpose in a tabulated form) : Nil

**11. Research**

11.1. Number of books and chapters in edited volumes Publications in the last two years : Nil

11.2. Number of Research papers Published in the last two years: Nil

11.3. Highest impact factor of the article published in last 3 years: Nil

11.5: Has the Department/Faculty applied/granted for any patent : No

If Yes: give details

**12. Any Others**


12.1 Details of awards/recognition won by the staff in the last two years : Nil

12.2. Major contribution in the extension domain : Nil

12.3. How many MoU's have been signed in the last two years and with whom? (show in tabular form)

IQAC Remarks:

- 1. Recommended to organize conferences/workshops/webinars etc by the departments.
- 2. Suggested MoU's with other institutions/Universities.


  
Signature of the Head/Coordinator  
DEPARTMENT OF PHYSICS  
VIKRAMA SIMHAPURI UNIVERSITY  
NELLORE - 524 320 AP  
Head

Department of Physics  
VIKRAMA SIMHAPURI UNIVERSITY  
Nellore - 524 320

  
DIRECTOR  
Internal Quality Assurance Cell (IQAC)  
VIKRAMA SIMHAPURI UNIVERSITY  
NELLORE - 524 324.

  
Registrar  
REGISTRAR  
VIKRAMA SIMHAPURI UNIVERSITY  
NELLORE - 524 324.

1. Recommended Industrial visits to get more exposure on practical knowledge.
2. Suggested to invite eminent speaker's in the field of physics for the improvement of students skills/knowledge.



V. S. VIJAYA BHASKARA RAU  
Professor of Physics  
Sri Venkateswara University  
TIRUPATI - 517 502



Prof. V. PADMAVATHI  
Department of Chemistry  
Sri Venkateswara University,  
TIRUPATI- 517 502, (A.P.), INDIA.



R  
5

**VIKRAMA SIMHAPURI UNIVERSITY: NELLORE  
ANDHRA PRADESH**

**PROFORMA FOR ACADEMIC AUDIT  
(2017-2019)  
(Preferably type written)**

**1. Basic Information**

1.1. Name of the Department : PHYSICS

1.2. Year of Establishment : 1979

1.3. Number of teaching staff : 4

Professor	1
Associate Professor	---
Assistant Professor	2
Academic Consultants	1

1.3. Number of non-teaching and technical staff : 3

Non-teaching staff	3
Technical staff	---

1.4. Programmes offered : M. Sc., physics

Degree	No.
UG	---
PG	1
PG.Diploma	---
Ph.D.	1

## 2. Student enrollment/ Attendance

### 2.1. Number of applications received and students admitted

Programme	2017-2018			2018-2019		
	Received	Admitted		Received	Admitted	
		M	F		M	F
UG	-	-	-	-	-	-
PG	90	8	6	74	8	7
PG. Diploma	-	-	-	-	-	-
Ph.D.	0	0	0	6	6	-

2.4. Is the record of attendance maintained for all the courses offered by the Department for the last two years? : Yes

2.5. Number of students who lacked the required percentage of attendance in the last two years : Nil

## 3. Curricular Aspects

3.1. Has the curriculum been updated (Once in two years)? : Yes

3.2. If 'No', specify the reasons :

3.3. If 'Yes', list the percentage of syllabus changes made : 20%

3.4. Have the changes been made in tune with the feedback of the students/employers/alumni? : Yes

3.5. Whether skill/ employability based courses have been included or not : Yes

## 4. Time-table and Workload

4.1. Are copies of the timetable for all courses offered by the department for the last two years maintained? : Yes

4.2. Has provision been made for UG/PG student seminar(s) in the timetable? : Yes

4.3. Are details of seminar presentation for the current Semester available? : Yes

4.4. Total number of teaching hours of the Faculty/ Department/Centre :

Year	Semester	Total No. of contact hours/week	Total No. of Theory hours	Total No. of Practicals/Labs hours
2017-18	Odd	36	18	18
	Even	36	18	18
2018-19	Odd	36	18	18
	Even	36	18	18

4.5. Average no. of contact hours / week /faculty member: 16

4.6. Average no. of hours devoted for research including project Guidance/week/faculty member : 16

4.7. Number of hours devoted for Extension Activities in a week : 3

## 5. Internal Assessment

5.1. Were the Internal examination held as per the schedule? : Yes

5.2. If 'No', please specify the reason : ---

5.3. Average number of days within which answer papers were returned to the students after evaluation : 2 Days

5.4. Are Internal examination records maintained for all courses offered by the Faculty/Department? : Yes

## 6. Outreach programmes in association with NSS unit. if any

6.1. Does the department participated in outreach programme ( details may be provided ) : Yes (NSS Unit, swatch Bharat)

6.2. Number of students participated in this programme : 29

## 7. Student support activities

7.1. Does the Department have any student Support activity? : Yes

- 7.2. If 'No', specify the reasons :  
7.3. Are the records of such activity maintained? :  
7.4. Number of students received / receiving financial assistance from the government : 62 (Rs.6,16,630/-)  
7.5. Number of field visit / industrial visit made / student projects arranged by the department with University permission : 1 (Visit to Sri Harikota on 04-01-2019)  
7.6. Number of students selected for summer internship/ internship: 0  
7.7. Number of popular lectures delivered by subject experts in the department. : 0  
7.8. Initiatives taken for remedial programme for slow learners : Yes  
7.9. Initiative taken by the Department to bring out the students' talents : Yes  
7.10. How many students have participated in national level Sports meet. : 0  
7.11. No. of National/State level awards won by the students : 0  
7.12. Whether student feedback is obtained for all courses : Yes  
7.13. Any opportunity is given to enhance communication skills of the Students : No

## 8. Doctoral Programmes

- 8.1. Number of Scholars admitted : 6  
8.2. Is admission for Ph.D. done as per UGC norms : Yes  
8.3. Number of Research scholars getting financial Assistance Provide details : 2  
8.4. Number of Ph.D.'s awarded in last two years : 5



8.5. Have you introduced coursework for Ph.D.? as per UGC norms: Yes

8.6. Do you insist on Plagiarism check : No

8.7. Are research pre-synopsis presentation conducted at the Department level? : Yes

8.8. Whether plagiarism certificate is obtained before submission of Ph.D. thesis : No

### 9. Research Activities

9.1. Number of research proposals sent by the faculty members to various agencies during the last two years : 0

9.2. Number of research projects sanctioned during the last two years : 0

9.3. Total funds mobilized through projects in the last two years : 0

9.4. Number of ongoing sponsored projects in the Department during the last two years : 0

9.5. Has the Department applied for FIST : No

9.6. No. of collaborative projects with other Institutions/Industries : 0

### 10. Seminars/Conferences / webinars

10.1. Number of Seminars/ Conferences/ webinars

Organized by the Faculty/Department in the last two years : 0

National :

International :

10.2. Number of participants in the above seminars/conferences from outside the University : 0

10.3. Number of papers presented per Faculty member in the last two years : 25

National Conferences : 21

International Conferences : 4

WELLORE - 524 324

DIRECTOR  
WELLORE - 524 324

10.4. How many international visits were made by the Faculty members in the last two years (show Faculty, Country visited and purpose in a tabulated form) : No

### 11. Research

11.1. Number of books and chapters in edited volumes Publications in the last two years : 0

11.2. Number of Research papers Published in the last two years: 35

11.3. Highest impact factor of the article published in last 2 years : 5

11.5: Has the Department/Faculty applied/granted for any patent: No  
If Yes: give details

### 12. Any Others

12.1 Details of awards/recognition won by the staff in the last two years : 0

12.2. Major contribution in the extension domain : No

12.3. How many MoU's have been signed in the last two years and with whom? (show in tabular form) : 0

#### IQAC Remarks:

1. Recommended to apply funded research projects by the faculty and also collaborative projects with other institutions/ industries.
2. MoU's with other institutions/ industries.

*Arunde Bose*  
DIRECTOR

Director, IQAC  
Internal Quality Assurance Cell (IQAC)  
VIKRAMA SIMHAPURI UNIVERSITY  
NELLORE - 524 324.

*EL. Ramya*  
Head

Signature of the Head  
Department of Physics  
V.S. UNIVERSITY COLLEGE  
KAVALI-524 201.


*HA*

Registrar  
REGISTRAR  
VIKRAMA SIMHAPURI UNIVERSITY  
NELLORE - 524 324.

1. Recommended to conduct / organize National / International Conferences / Workshops / Seminars / Webinars etc by the department faculty members.
2. Suggested to focus on Collaborative Projects with other institutions / industries -



**Dr. S. VIJAYA BHASKARA RAO**  
Professor of Physics  
Sri Venkateswara University  
TIRUPATI - 517 502



**Prof. V. PADMAVATHI**  
Department of Chemistry  
Sri Venkateswara University  
TIRUPATI- 517 502, (A.P.), INDIA.